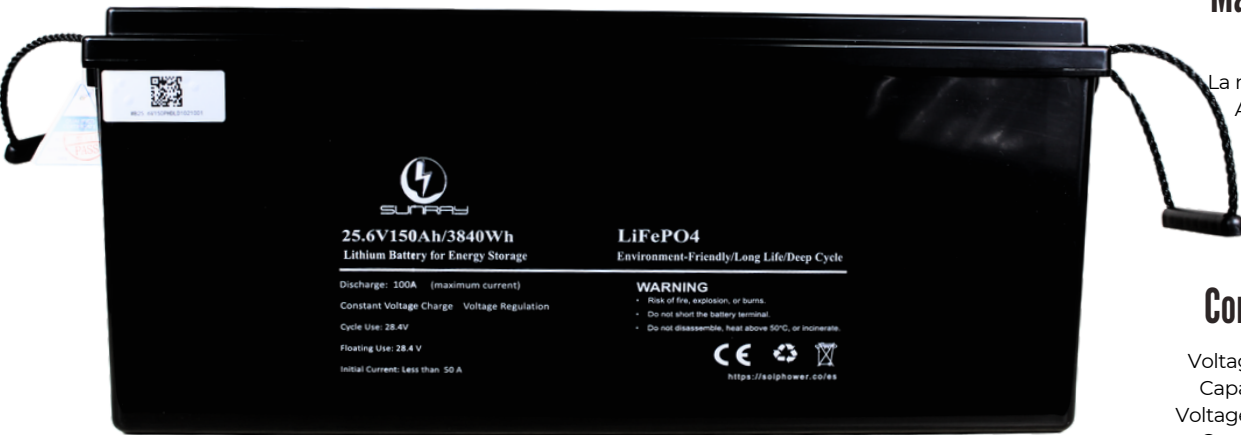




BATERÍA LITIO CICLO PROFUNDO

25.6V Series LiFePO4



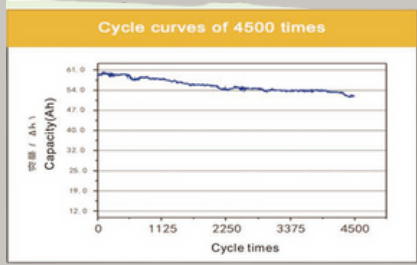
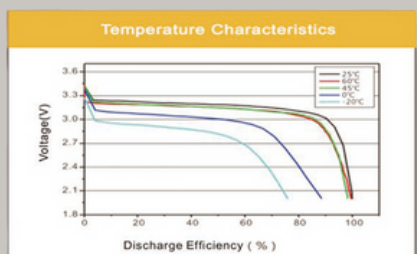
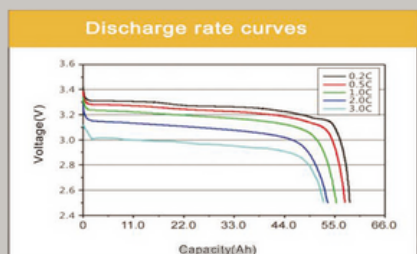
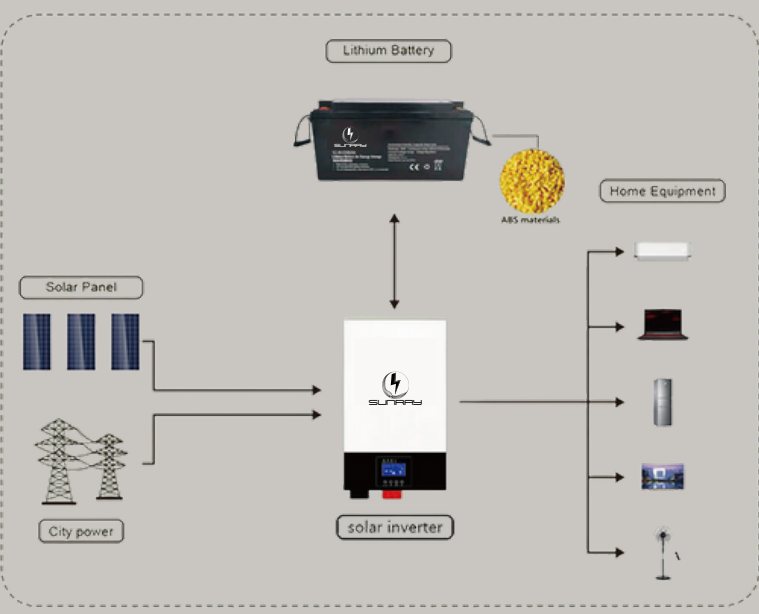
Materiales ABS de alta calidad

La resistencia al choque del ABS, la resistencia a la temperatura.



Conexión en paralelo

Voltage Sitema en paralelo: 12V
 Capacidad hora AMP: 400AH
 Voltage del Sistema en Serie: 51.2V
 Capacidad hora AMP: 200AH



Potente y confiable



Ecoamigable



Soporta conexión en paralelo

SPECIFICATION

MODEL		100Ah	120Ah	150Ah
Electrical Characteristics	Nominal Voltage	25.6V		
	Energy	2560WH	3072WH	3840WH
	Thermal Resistance (AC)	≤20mΩ		
	Cycle Life	4000 cycles @0.5c 90%DOD		
	Months Self Discharge	<3%		
	Efficiency of Charge	100%0.5c		
	Efficiency of Discharge	96-99%@0.5c		
Standard Charge	Charge Voltage	29.2±0.2V		
	Charge Mode	0.5C to 29.2V, then 29.2V, charge current to 0.02C(CC/CV)		
	Charge Current	50A		
	Max. Charge Current	100A		
Standard Discharge	Continuous Current	100A		
	Max. Plus Current	120A(3S)		
	Discharge Cut-Off Voltage	20V		
Enviromental	Charge Temperature	0°C to 55°C (32F to 131F)@60±225% Relative Humidity		
	Discharge Temperature	-20°C to 60°C (-4F to 140F)@60±225% Relative Humidity		
	Storage Temperature	-20°C to 45°C (-4F to 113F)@60±225% Relative Humidity		
	IP Class	IP66		
Mechanical	Plastic Case	ABS		
	Approx. Dimensions	522x240x218mm	522x240x218mm	550x443x200mm
	Approx. Weight	25Kg	28Kg	48Kg
	Terminal	MB		
Service Life		5 - 10 Years		
Warranty		5 Years		

